

JOIN HOPE – Sacred Heart Parish Online Scrip Program

What is H.O.P.E.?

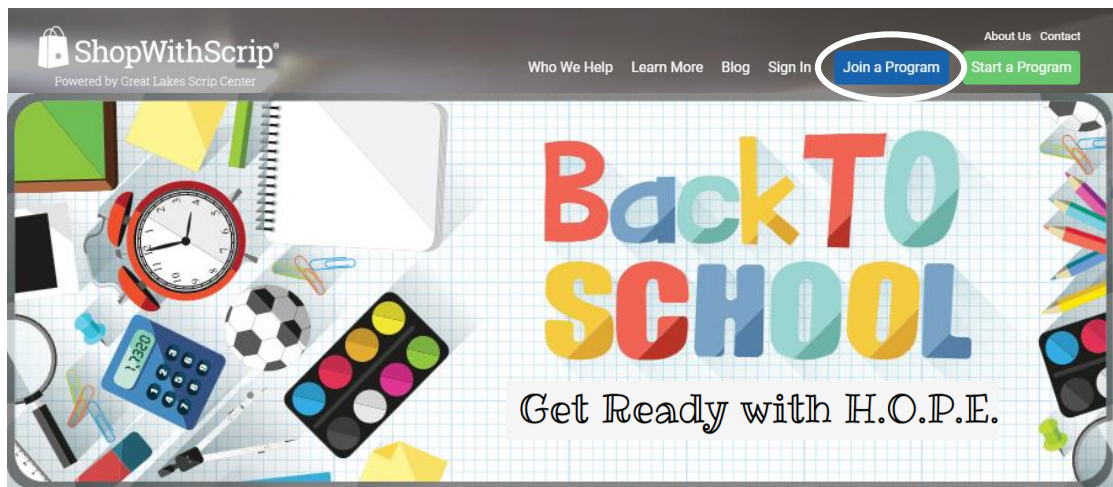
H.O.P.E. stands for Helping Our Parish Excel. It is fundraising while you shop. You buy gift cards for over 750 retailer brands you already shop at and earn a rebate on every gift card you purchase at face value. That rebate goes right to our Parish.

How it Works

We run our scrip program through ShopWithScrip.com, who has worked with over 30,000 nonprofit organizations over the course of 23 years. You'll need to sign up and create an account to order online.

Creating an Account

- You register online by going to www.ShopWithScrip.com and clicking Join a Program.



- You will need to enter our enrollment code which will link your account to our parish. Our Enrollment Code is: 5DC3B6B73343
- Once you've entered the enrollment code click Register. You'll answer two challenge questions and provide answers.
- For online orders, [prestopay](#) is Sacred Heart Parish's only option for payment. Instructions on back.

Questions?
Call Patsy Taylor at the
Parish Office: 371-2621

Potential Earnings with HOPE

At first you might just use it for gas and groceries but once you get used to it, you may start using it for home improvement, dining out, shopping, travel and vacations.

ITEM	AVERAGE REBATE	SPENDING PER MONTH	PARISH RECEIVES PER YEAR
Groceries	4%	\$335	\$160
Dining Out	8%	\$250	\$240
Gas	3%	\$175	\$60
Entertainment	5%	\$240	\$140
Clothing/Accessories	9%	\$150	\$170
Home Improvement	4%	\$150	\$70
Vacations	6%	\$330	\$240
TOTAL		\$1,630 per month	\$1,080 per year!

Numbers based on national averages for a family of four



Products Available



Physical Gift Cards – These are the same gift cards you get at the store. Use them instead of cash or a credit card! Orders placed on ShopWithScrip.com before 10am on Monday can be picked up on Friday at the Parish Office between Noon and 3:00 (excluding holiday weeks).



Reload and Reload Now[®] - Some physical gift cards are available for Reload or ReloadNow. Register an eligible gift card you purchased from ShopWithScrip and add funds to it when the balance is running low. Funds will be added overnight for cards that offer Reload, and instantly for ones that offer ReloadNow when you pay with PrestoPay[™]. *(see below)



ScripNow[®] - ScripNow is an eCard that you can buy and receive instantly. You can print off ScripNow, or redeem it on your mobile device for certain retailers. They are immediately available when you pay with PrestoPay.

Other Features of the HOPE Program

* **prestopay** – Enroll in the secured, PIN-protected ACH debit process to conveniently pay for orders by linking your bank account to your ShopWithScrip account. For a small 15¢ convenience fee per order, you'll receive eGift cards and ReloadNow funds immediately, and you'll have access to MyScripWallet. Plus, you won't have to drop off any checks.

NOTE: Online orders not using prestopay will be cancelled.

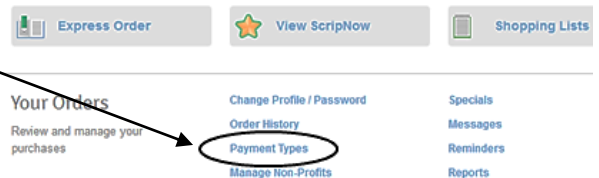
To enroll, log in to your ShopWithScrip account and follow these steps:

• Click on your Dashboard and scroll down and click on Payment Types

• Choose whether you want to instantly link you bank account or manually enter your banking information and follow the steps for each.

- Manually entering your information will take 1-2 business days to process
- Please note, you **can't** link a credit card as the fees would take away from your rebate earnings



Family Functions



MyScripWallet[™] - is ShopWithScrip's mobile website that you can use to order ScripNow, Reload and ReloadNow on-the-go. It's perfect for adding funds to your gas card or for ordering ScripNow during an unexpected dinner out!

To go mobile, go to www.MyScripWallet.com on your web browser on your phone and log in with your ShopWithScrip account. You have to be signed up for **prestopay** then you can order ScripNow, Reload and ReloadNow and redeem eCards right from your phone! You can even add MyScripWallet to your home screen:



- Google Chrome: open the options menu  then select Add to Home Screen
- Safari: click  on the bottom of the screen, then Add to Home Screen